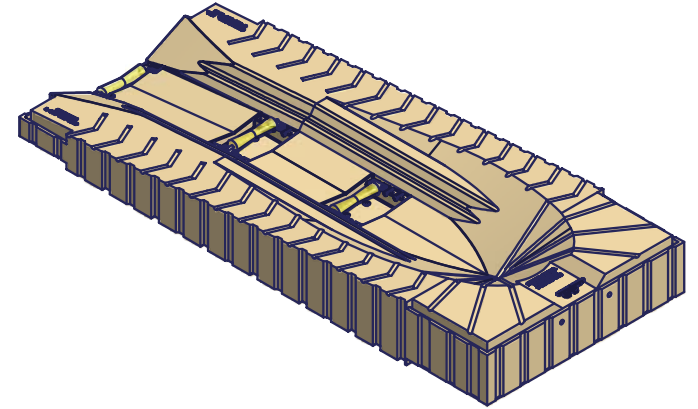
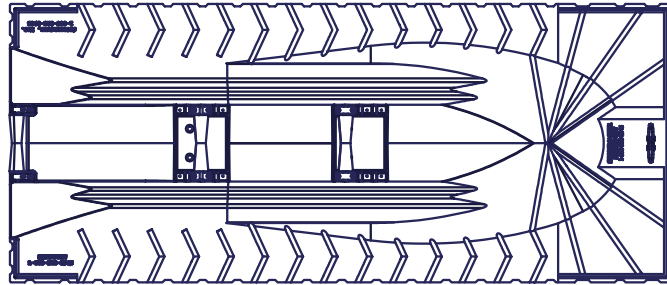
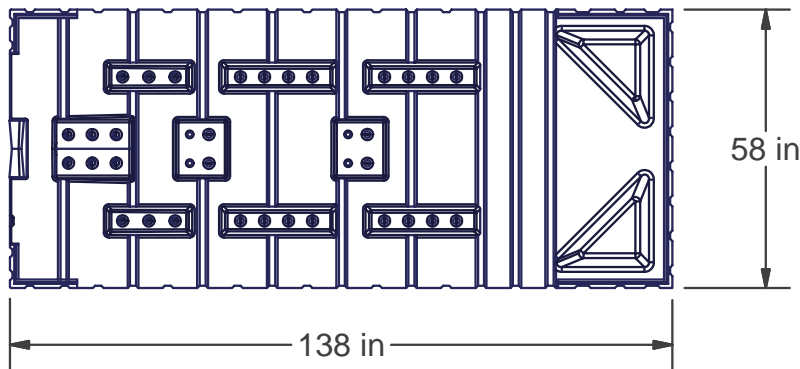
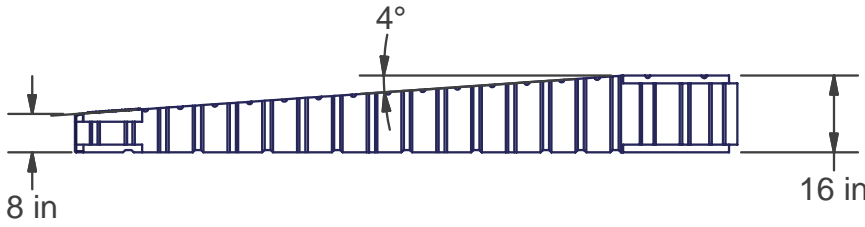


2

1

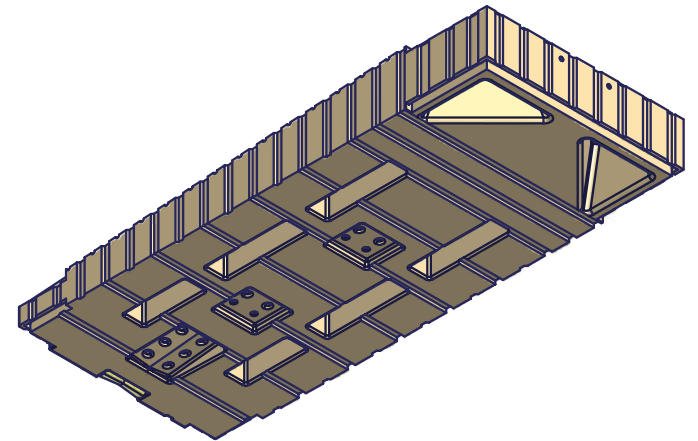


8 1/8 in



138 in

58 in



Sheet:1

Note:
 Freeboard = 14" (unloaded)
 Capacity = 1150 - 1450 lbs
 Weight = 250 lbs

ALUMINUM BOAT LIFTS, DOCKS AND ACCESSORIES



BY SHOREMASTER ENGINEERING
 1025 International Drive
 FERGUS FALLS, MN 56537-0358
 1-800-328-8945
 www.shoremaster.com

REV	DESCRIPTION	APPR'D	DATE	ECO#

Part Name: SHOREPORT	
Drawn By: mdsalvevold	Date: 9/29/2008
Part Number 1007137	Reference: LMSHOREPT
Drawing: ShorePort.idw	

2

1